



ಬೃಹತ್ ಬೆಂಗಳೂರು ಮಹಾನಗರ ಪಾಲಿಕೆ
Bruhat Bengaluru Mahanagara Palike



BBMP COVID-19 WAR ROOM 21.02.2023

BBMP / COVID-19 WAR ROOM / BULLETIN – 1065/ 21.02.2023 / #BBMPfightsCOVID19



OVERVIEW OF COVID-19 IN BENGALURU

CASE TRENDS ACTIVE CASES **94**

<u>Confirmed Cases</u>	<u>Recovered Cases</u>	<u>Death Cases</u>
21 18,77,845 [#]	16 18,60,760 [#]	0 16,991 [#]

HOSPITALIZATION **12**

<u>ICU – V</u>	<u>ICU</u>	<u>HDU</u>	<u>General</u>
-	1	1	10

INCLUDES GOVT. QUOTA AND PRIVATE WALK-IN HOSPITALIZATION

VACCINATION **343** 2,06,95,214[#]

<u>First Dose</u>	<u>Second Dose</u>	<u>Precaution Dose</u>
11 96,89,217 [#]	22 95,10,812 [#]	310 14,95,185 [#]

TRIAGING

MTU
5

Tele Triage
14

ACTIVE CZs

0

MCZs (< 5 cases)
0

Clusters (> 5 cases)
0

TESTING **791** 3,21,77,732[#]

<u>Positivity : 3.09%</u>	<u>RAT</u>	<u>RTPCR</u>
<small>*FOR LAST 7 DAYS</small>	150	641

: indicates cumulative numbers till date



ABSTRACT OF COVID-19 SCENARIO IN BENGALURU

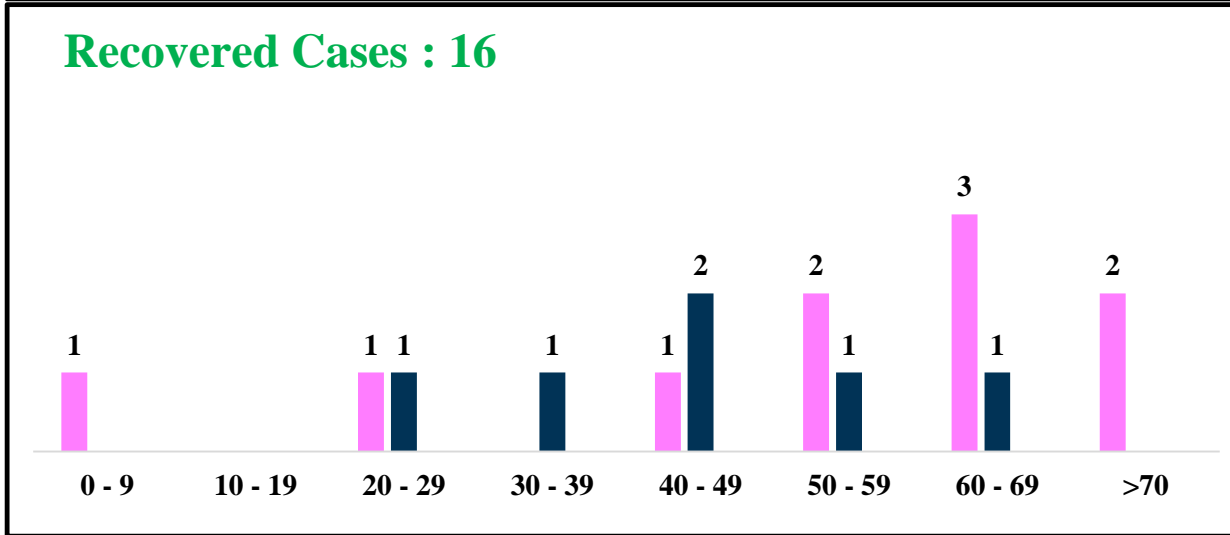
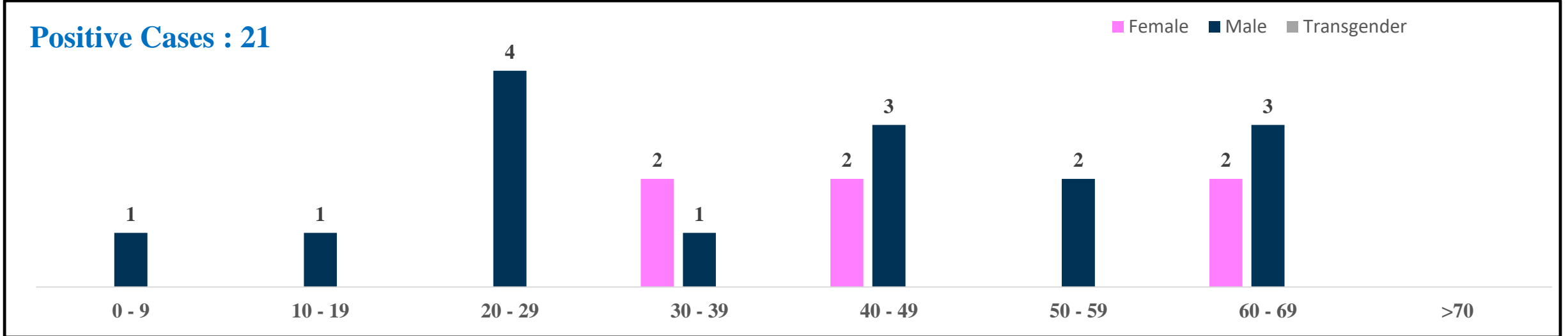


	MALE			FEMALE			TRANSGENDER			TOTAL		
	Last 24 Hours	Last 7 Days	Cumulative	Last 24 Hours	Last 7 Days	Cumulative	Last 24 Hours	Last 7 Days	Cumulative	Last 24 Hours	Last 7 Days	Cumulative
Positive Cases	15	82	11,07,242	6	61	7,70,407	0	0	196	21	143	18,77,845
Recovered Cases	6	70	10,94,858	10	53	7,64,772	0	0	187	16	123	18,60,760
Death Cases	0	0	10,761	0	0	6,226	0	0	4	0	0	16,991
Total Tests Done	In Last 24 hrs. : 791			In last 7 days : 4,622			Cumulative : 3,21,77,732					
Vaccine Doses Administered	In Last 24 hrs. : 343			In last 7 days : 1,493			Cumulative : 2,06,95,214					
ACTIVE CASES									94			

*Covid deaths occurred today : 00 | Covid deaths occurred beyond last 24hrs., reported today : 00



LAST 24 HOURS AGE GROUP AND GENDER WISE DISTRIBUTION

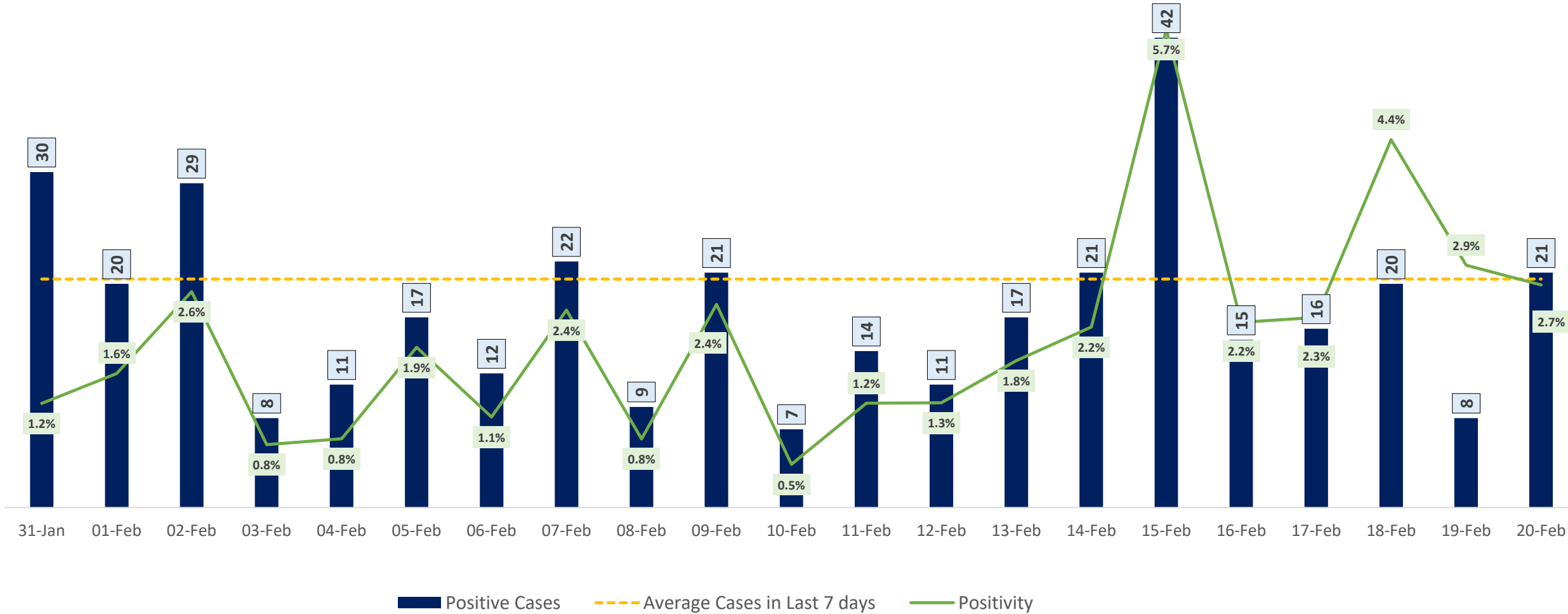




POSITIVITY RATE OF BENGALURU – LAST 21 DAYS



Average Cases in Last 7 days : 20

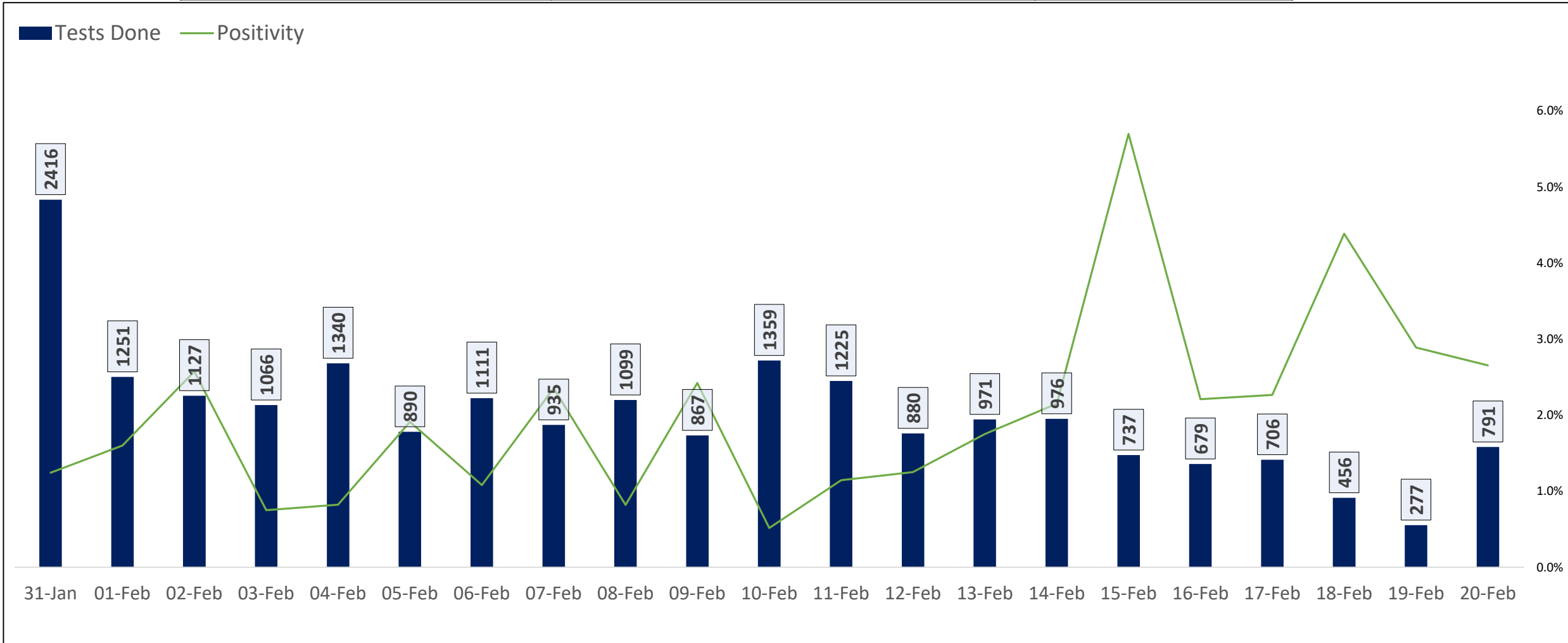




TESTING TRENDS IN BENGALURU

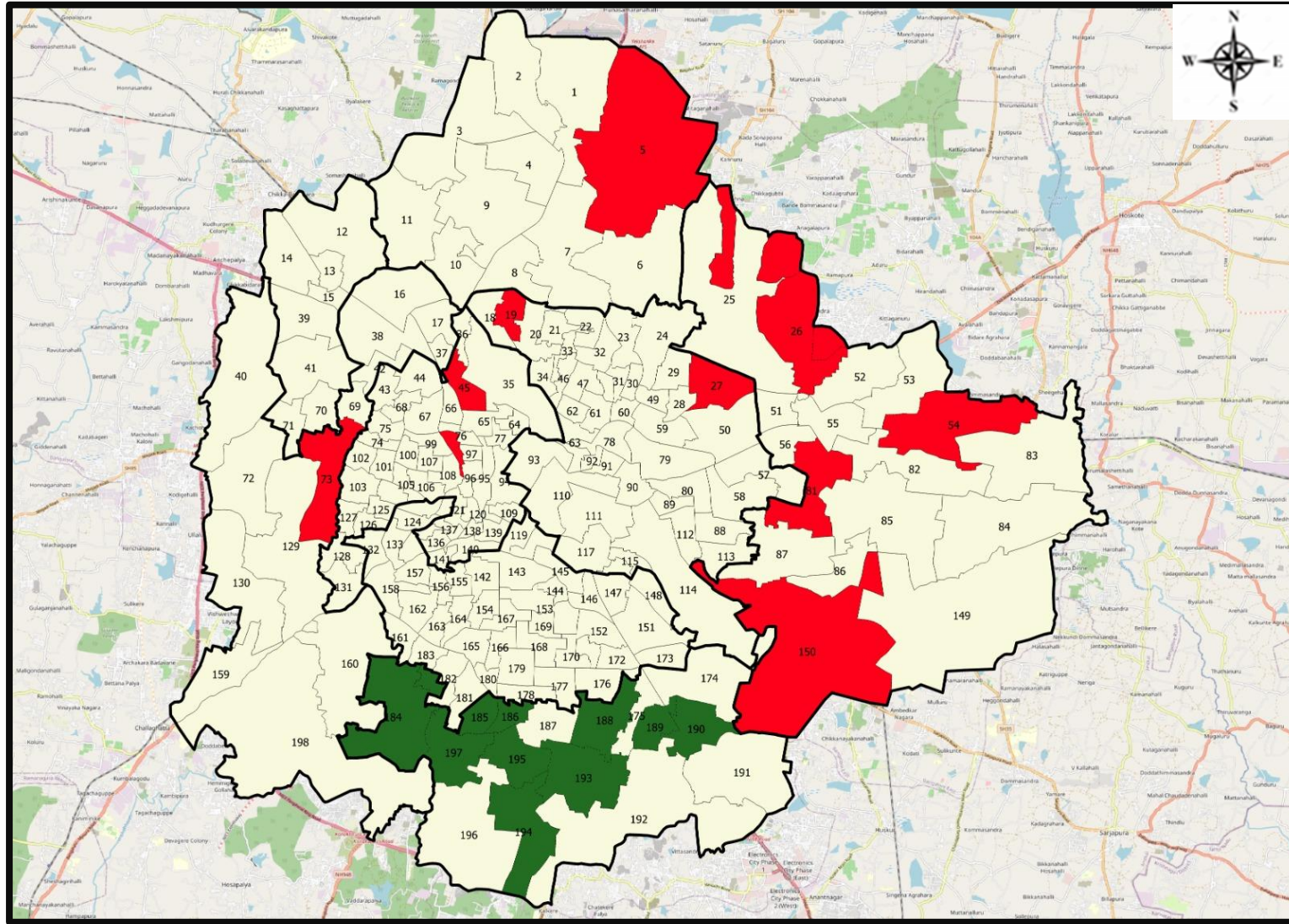


Total Test Conducted Till Date	Test Conducted Last 24 hours	Last 7 Days Average
3,21,77,732	791	660





BENGALURU URBAN MAP SHOWING TREND OF POSITIVE CASES IN LAST 7 DAYS



Top 10 wards reporting highest number of positive cases in last 10 days

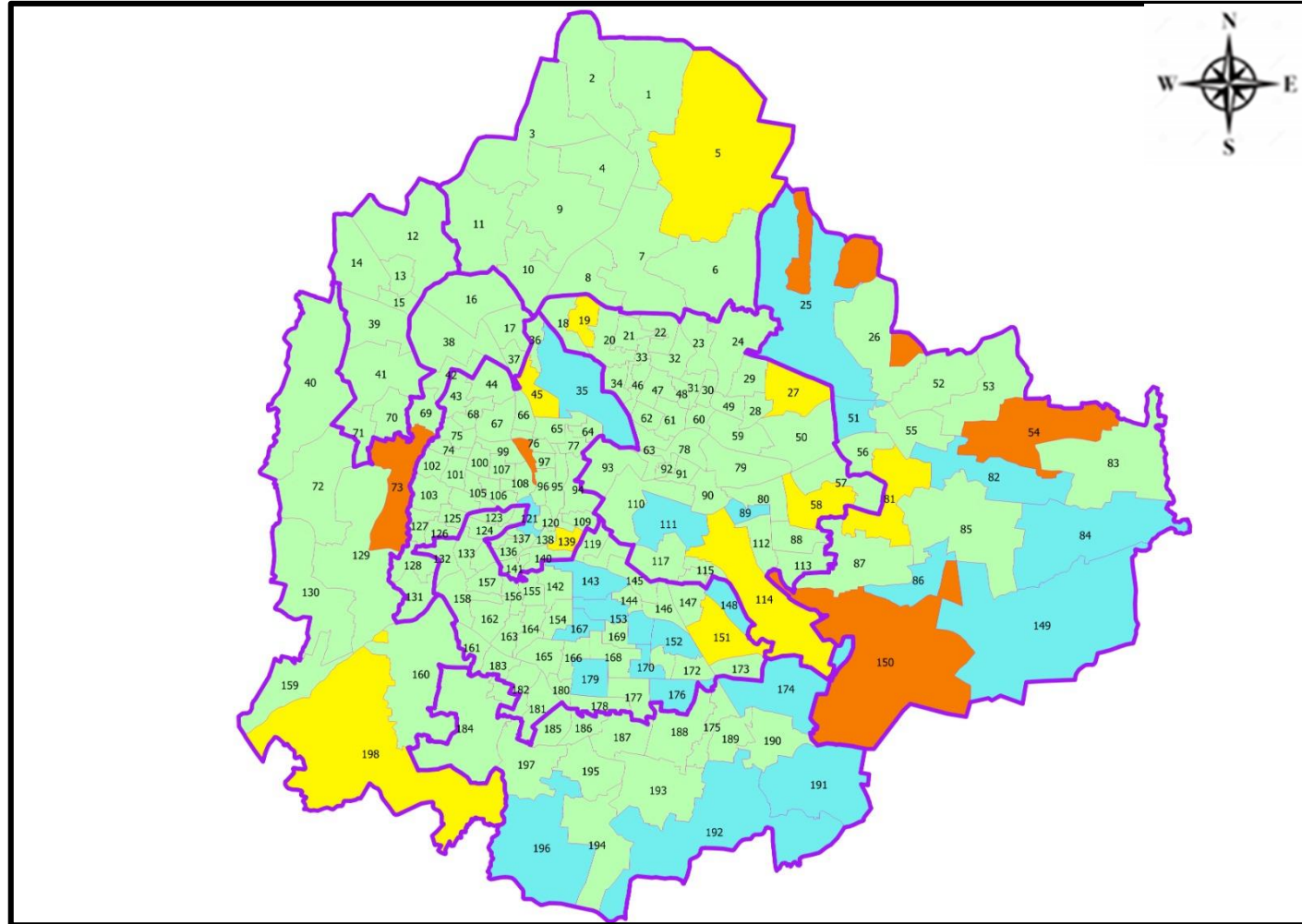
Ward No.	Ward Name	Daily Cases Average
98	Prakash Nagar	2
54	Hudi	2
73	Kottegepalya	2
150	Bellanduru	1
114	Agara	1
45	Malleswaram	1
5	Jakkuru	1
19	Sanjay Nagar	1
27	Banasavadi	1
58	New Tippasandra	1







Top 10 wards reporting least number of positive cases in last 7 days

Ward No.	Ward Name	Daily Cases Average
197	Vasanthpura	0
195	Konanakunte	0
194	Gottigere	0
193	Arakere	0
190	Mangammanapalya	0
189	Hongasandra	0
188	Bilekhali	0
186	Jaraganahalli	0
185	Yelchenahalli	0
184	Uttarahalli	0



BENGALURU MAP SHOWING INTENSITY OF POSITIVE CASES IN LAST 7 DAYS



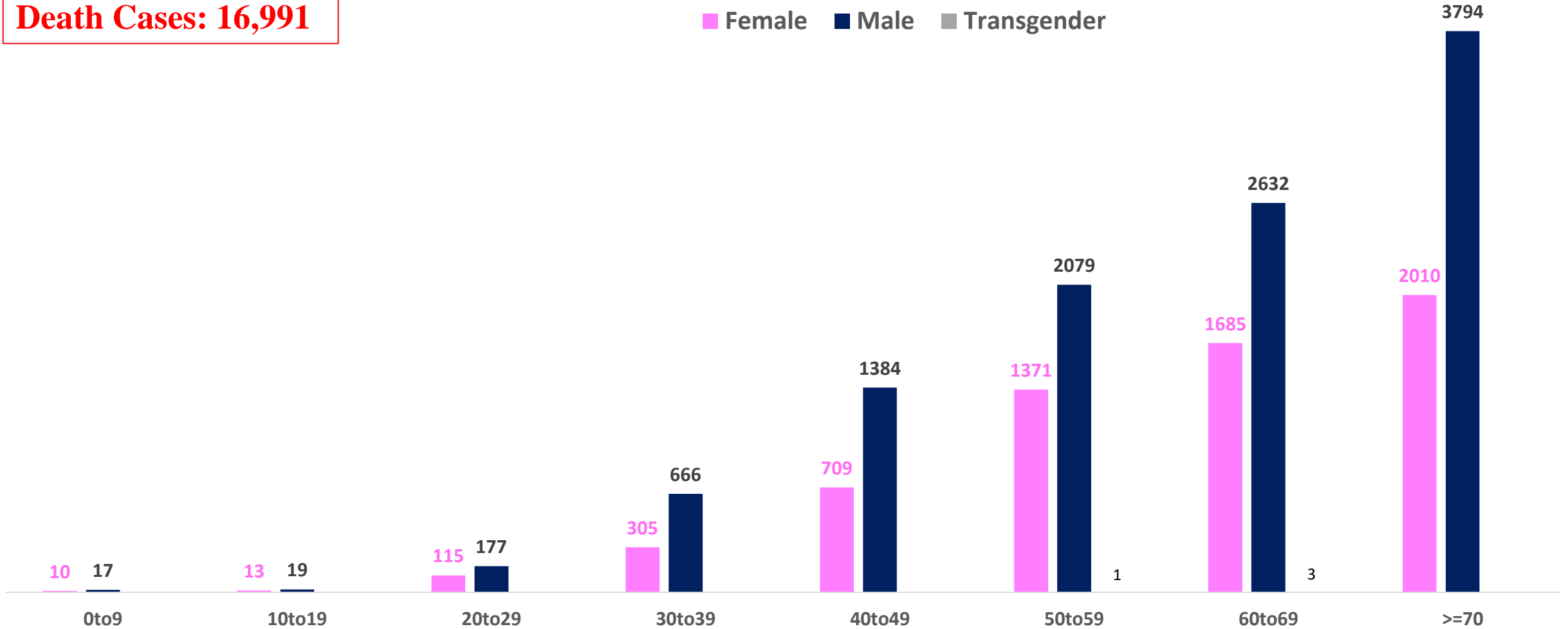
-  Level 1 : 0 to 1 Cases
-  Level 2 : 1 to 3 Cases
-  Level 3 : 3 to 5 Cases
-  Level 4 : 5 to 10 Cases
-  Level 5 : More than 10 Cases
-  Zone Boundaries



AGE AND GENDER WISE DISTRIBUTION OF DEATH CASES



Death Cases: 16,991





COVID-19 SCENARIO IN BENGALURU AND OTHER METROPOLITAN CITIES



CITY NAME	Positive Cases	Active Cases	Recovered	Deceased	Vaccine Doses Administered
New Delhi	20,07,377	10	19,80,845	26,522	3,73,17,328
Bengaluru*	18,77,845	94	18,60,760	16,991	2,37,78,980
Mumbai	11,54,329	12	11,34,570	19,747	2,21,34,555
Chennai	7,93,255	9	7,84,175	9,071	1,13,96,462

Source : <https://dashboard.cowin.gov.in/> at 5:00pm (21.02.2023)
Source : <https://www.covid19bharat.org/> at 5:00pm (21.02.2023)

*includes BBMP & Bengaluru Urban



SNAPSHOT OF COVID-19 CASES IN BENGALURU URBAN



**Total Wards With
0 Cases* :
125**

**Tests Conducted
on 20.02.2023:
791**

**Recovery
Rate*:
99.09%**

**Total
Active Cases :
94**

**Total Vaccinated
on 20.02.2023:
343**

**Positivity
Rate* :
3.09%**

**Active
Rate*:
0.01%**

**Case
Fatality Rate* :
0.00%**





*Total positive cases In the past 7 days

*CFR and positivity is for Past 7 days



ಬೃಹತ್ ಬೆಂಗಳೂರು ಮಹಾನಗರ ಪಾಲಿಕೆ
Bruhat Bengaluru Mahanagara Palike



Download BBMP Bulletin	https://apps.bbmpgov.in/covid19/mediabulletin.php
To register for vaccination :	https://selfregistration.cowin.gov.in/
BBMP COVID19 Dashboard:	https://apps.bbmpgov.in/covid19/
Follow us on:	 www.facebook.com/bbmp.comm1/
	 twitter.com/BBMPCOMM
	  BBMPSplHealth

Issued by:

Honorable Chief Commissioner, BBMP
Special Commissioner Health, BBMP
MD, Bengaluru Smart City Limited

THANK YOU !

ಬೃಹತ್ ಬೆಂಗಳೂರು ಮಹಾನಗರ ಪಾಲಿಕೆ
Bruhat Bengaluru Mahanagara Palike

**ನಾಯಿ ಕಚ್ಚಿದಾಗ ತಕ್ಷಣ ಅನುಸರಿಸಬೇಕಾದ
ಪ್ರಥಮ ಚಿಕಿತ್ಸೆ ವಿಧಾನಗಳು**

 ನಾಯಿ ಕಚ್ಚಿದ ಗಾಯವನ್ನು ಹರಿಯುವ ನೀರಿನಿಂದ ಸಾಬೂನನ್ನು ಉಪಯೋಗಿಸಿ 15 ನಿಮಿಷಗಳು ತೊಳೆಯಿರಿ

 ಕಚ್ಚಿದ ಗಾಯಕ್ಕೆ Dettol ಅಥವಾ ಇನ್ನಿತರೆ anti-septic ದ್ರವವನ್ನು ಹಚ್ಚಿ



 ಆಂಟಿ ರೇಬೀಸ್ ಲಸಿಕೆಗಾಗಿ ಹಾಗೂ ಸೂಕ್ತ ಚಿಕಿತ್ಸೆ ಗಾಗಿ ಹತ್ತಿರದ ವೈದ್ಯರನ್ನು ಅಥವಾ ಬಿಬಿಎಂಪಿ ಅಸ್ಪತ್ರೆಯನ್ನು ಸಂಪರ್ಕಿಸಿ

  @BBMPSplHealth BBMP RABIES HELPLINE: 6364893322

